



<b>Product Name</b>	<b>Zigbee Smart Temperature and Humidity Sensor</b>
<b>Product SKU</b>	<b>GAOTek-ZB-118</b>
<b>Product URL</b>	<b><a href="https://gaotek.com/product/gaotek-zigbee-smart-temperature-and-humidity-sensor/">https://gaotek.com/product/gaotek-zigbee-smart-temperature-and-humidity-sensor/</a></b>

**Contact us: [sales@gaotek.com](mailto:sales@gaotek.com)**

Based in New York City & Toronto, GAO Tek Inc. is ranked as one of the top 10 global B2B technology suppliers. GAO ships overnight within the U.S. & Canada & provides top-notch support thanks to its 4 decades of experience.



## Table of Contents

ZigBee Temperature & Humidity Sensor .....	3
Product parameter .....	3
How to set up .....	3



## ZigBee Temperature & Humidity Sensor



Please read this manual carefully before use and keep it for future reference

### Product parameter

Size	70*25*20mm
Input voltage	DC3V LR03*2
Quiescent current	≤30uA
Low power under voltage	≤2.7V
Wi-Fi	802.11b/g/n 2.4Ghz
Working temperature	-10°C~55°C
Working humidity	10%~90%RH
Temperature measurement Accuracy	± 1°C
Humidity Measure Accuracy	± 5%RH

### How to set up

**Notice:** The ZigBee product must be used with the ZigBee gateway, and the ZigBee gateway needs to be purchased additional.

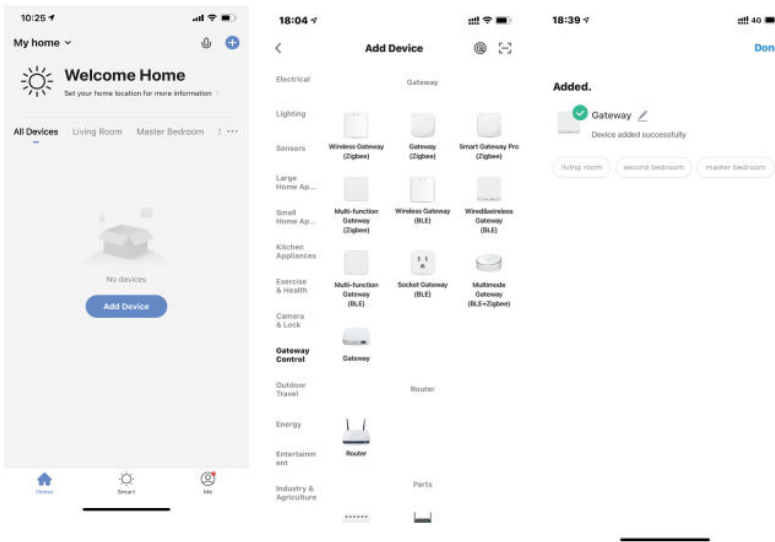
1. First scan QR code with your smartphone, or search "Smart Life" app in Google Play Store or APP Store to download and install app.



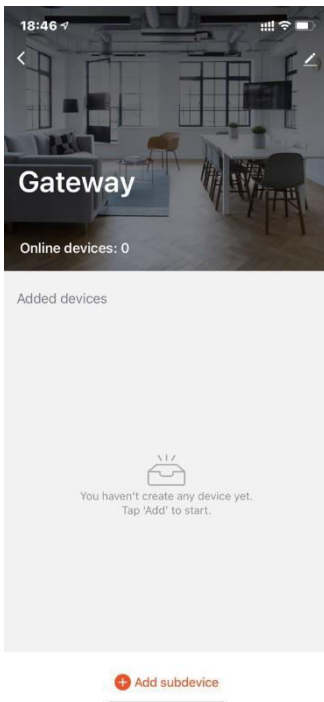
Based in New York City & Toronto, GAO Tek Inc. is ranked as one of the top 10 global B2B technology suppliers. GAO ships overnight within the U.S. & Canada & provides top-notch support thanks to its 4 decades of experience.



2. Register the app with email address, then click " Home " "+" on the app interface or click "Add Device".

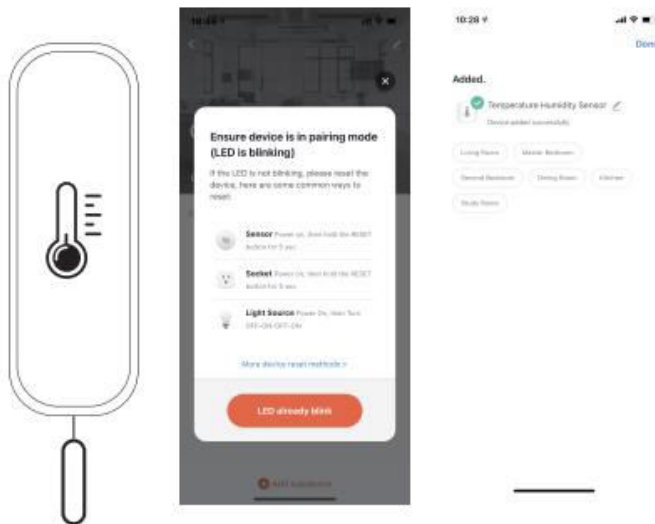


Then select "gateway control" and according to your own ZigBee gateway Select " Wireless Gateway (Zigbee) " or " Gateway (Zigbee) " or other gateways.



3. Enter the gateway, click "Add sub device".

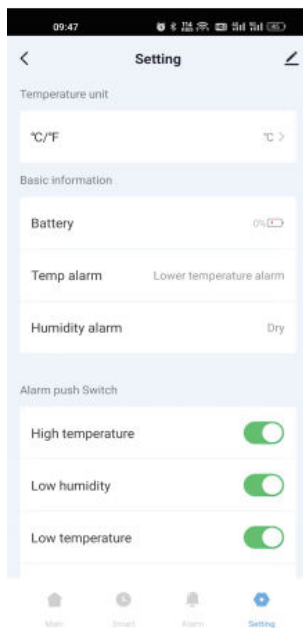
Based in New York City & Toronto, GAO Tek Inc. is ranked as one of the top 10 global B2B technology suppliers. GAO ships overnight within the U.S. & Canada & provides top-notch support thanks to its 4 decades of experience.



4. Hold the sensor and hold the sensor switch with a tool for

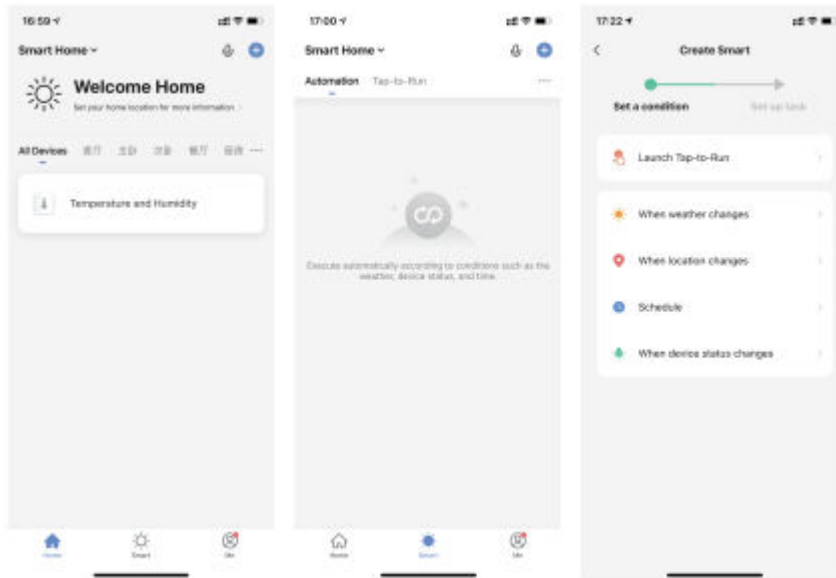
5 seconds, the LED indicator lights quickly flash.

5. The device enters the distribution network mode, and then you will see the device you want to add, select the device, and successfully paired.



6. Connect sensor successfully, click the sensor icon to enter the app interface and do some setting. You can preset the value of temperature and humidity for alarming from here.

Based in New York City & Toronto, GAO Tek Inc. is ranked as one of the top 10 global B2B technology suppliers. GAO ships overnight within the U.S. & Canada & provides top-notch support thanks to its 4 decades of experience.



7. intelligent linkage  
When the ambient environment changes, you can do intelligent linkage. For example, the air conditioner will be on automatically when the room temperature surpasses 35°C. The humidifier will spray when the humidity is lower than 20 % RH.



8. Share device

You can share your added devices with your family members, so they can also monitor the ambient environment.

6. Third-party Voice Control Works with amazon Alexa google assistant.